


# 205A-12013-ABC

air-cooled motor / generator with up to 31 kW continuous power



## KEY FEATURES

- permanent magnet synchronous machine
- air-cooled
- high peak power for motor applications
- convincing cost-benefit ratio
- recommended voltage range from 48V to 200V
- delivery with controller possible
- various mechanical interfaces available

Section	Page
Technical Data Machine	3
Certifications	4
Available Type Variants	5
Technical Drawings Machine	5
Characteristics Machine	6

**Note:**

On September 1<sup>st</sup> , 2024, **we transferred our ERP systems to SAP**. Due to this change, **we are altering our current part numbers**. To see how our article numbers and motor naming scheme has changed, please consider the conversion table below:

Article Number Conversion				
Part. No.	Old Part. No.	Flange	Shaft	Position Sensor
4807271	205A_12013_SSE	S1	S1	E

**To be noted:**

The information in this technical data sheet is based on our current knowledge and experience. Due to the wide range of possible influences during application, they do not exempt the processor and user from carrying out their own tests and trials. Although the suitability for a specific application can be estimated from our information, a legally binding assurance is by no means possible. Depending on the individual case, we recommend consultation with us. Any industrial property rights and applicable laws must be observed by the recipient of our products on his own responsibility.

Data, including specifications, contained within this document are summary in nature and subject to change at any time without notice and are intended for general information only. Call for latest revision. All brand names and product names referenced are trademarks, registered trademarks, or trade names of their respective holders.

**Nominal Operation (S1, cooling as specified below)**

Torque	$T_{nom}$	78	Nm
Power	$P_{nom}$	31	kW
Speed	$n_{nom}$	3750	rpm
Phase rms-current	$I_{nom}$	225 <sup>1,2)</sup>	A
Battery voltage (DC)	$U_{nom}$	140	V
Electric frequency	$f_{el,nom}$	250	Hz
Power factor	$\cos(\varphi)$	0.76	

**Maximal Values (S2, 10s, cooling as specified below)**

Torque	$T_{max}$	301	Nm
Power	$P_{max}$	71	kW
Phase rms-current	$I_{max}$	962 <sup>2)</sup>	A
Battery voltage (DC)	$U_{max}$	200	V
Speed	$n_{max}$	8000	rpm
Electric frequency	$f_{el,max}$	533	Hz

**Electrical Data**

Number of phases		3	
Number of pole pairs		4	
Maximal efficiency		96	%
$T/I$ constant ( $I < I_{nom}$ )		0.35	Nm/A <sub>rms</sub>
$U/n$ constant (AC) at a temperature of 30°C	rms:	22.2	peak: 37.7 V/(1000rpm)
$K_e$ constant (AC) at a temperature of 30°C	rms:	0.053	peak: 0.09 V/(rad*s <sup>-1</sup> )

**Additional Data**

Rotor moment of inertia	0.021	kg*m <sup>2</sup>
Maximal motor temperature	120	°C
Allowed ambient temperature	-20 ... 85	°C
Cooling (medium, flow rate, inlet temperature, pressure)	air, > 12 m/s, ≤ 25°C	
Temperature monitoring	1 x KTY84-130	

**Connectors**

Power terminals	3 x 50mm <sup>2</sup> cables with M8 cable lugs	
Weight power cables	3.3	kg
Length power cables	2	m
Signal connectors	M16, 10 Pin	

1) Nominal current strongly dependent on cooling as specified below

2) The cables must not exceed a temperature of 140 °C at any time. Temperature and service life depend on the installation condition

Data, including specifications, contained within this document are summary in nature and subject to change at any time without notice and are intended for general information only. Call for latest revision. All brand names and product names referenced are trademarks, registered trademarks, or trade names of their respective holders.

Certifications	
Type approval	CE, EN 60034
Salt mist	ISO 9227
Protection grade	ISO 20653 IP6K9K <sup>1)</sup>
Vibrations	Prepared for ISO 16750-3
Customs tariff number	8501 5230

- 1) Please note that the IP6K9K rating is only valid if the machine is installed with suitable cable glands and an appropriate sealed interface at the drive side of the motor (flange and/or shaft). Please contact ENGIRO for further questions.

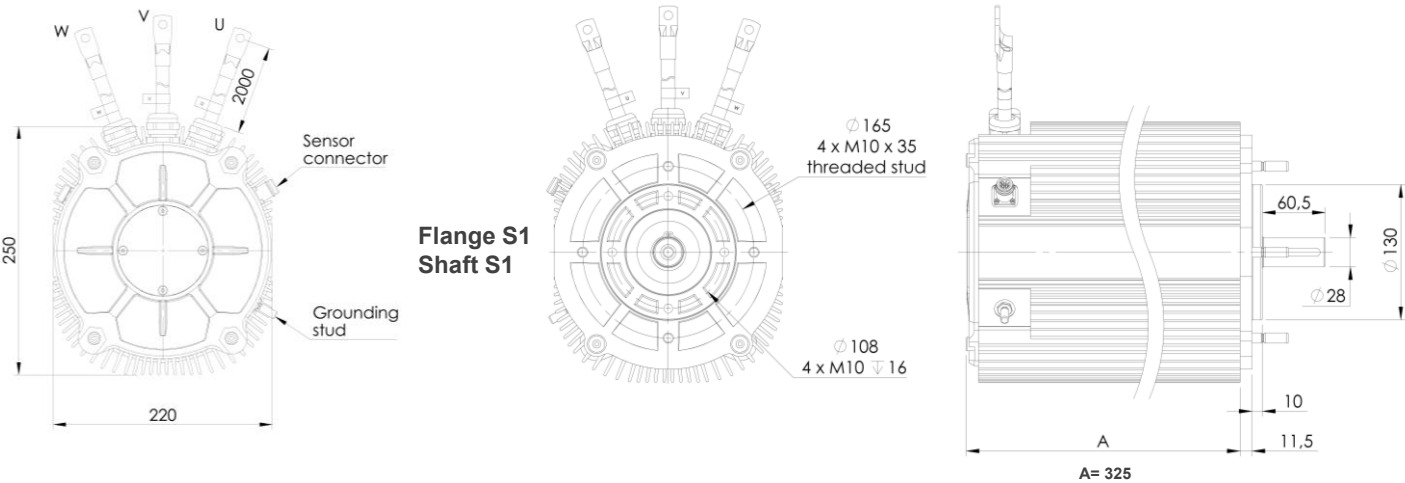
Data, including specifications, contained within this document are summary in nature and subject to change at any time without notice and are intended for general information only. Call for latest revision. All brand names and product names referenced are trademarks, registered trademarks, or trade names of their respective holders.

Available Type Variants

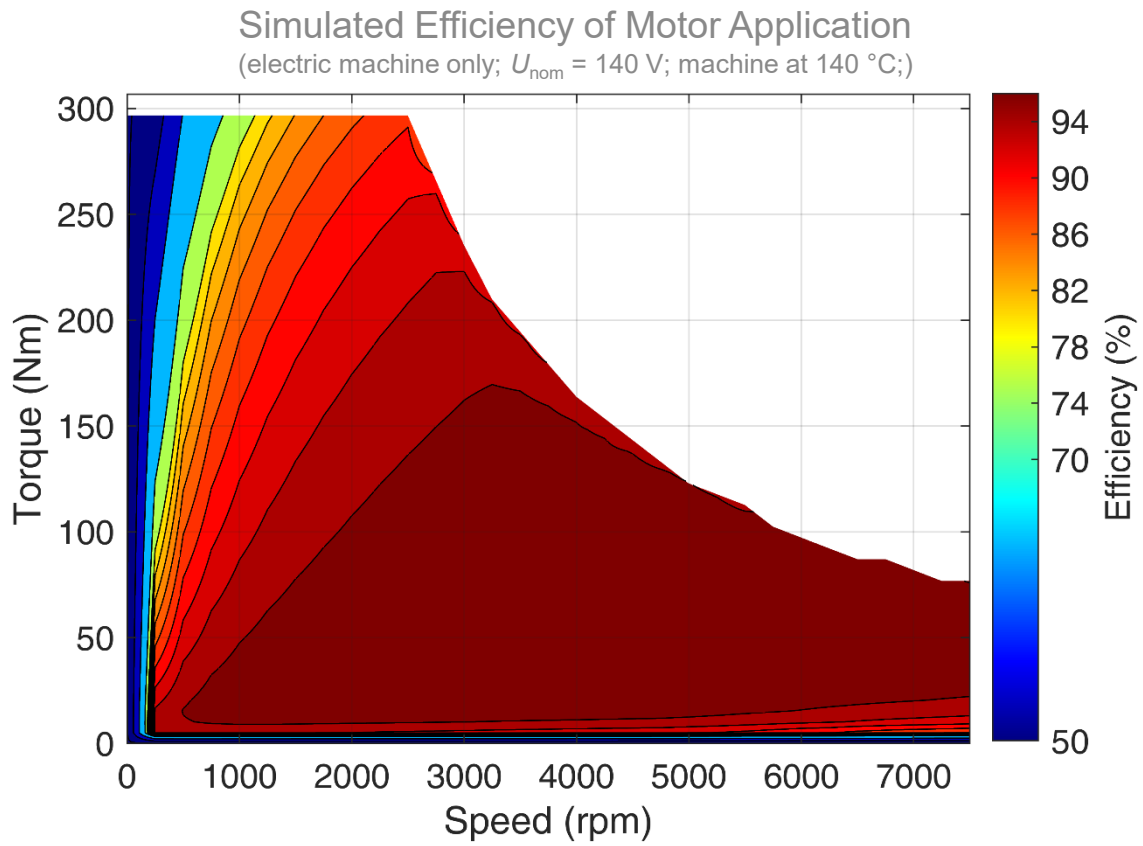
Flange	Shaft	Pos. sensor	Weight (kg)
<b>S1</b> Standard with 4xM10x35 threaded stud	<b>S1</b> Cylindrical shaft with keyway Ø 28mm	<b>E</b> Encoder	≈ 43 kg

Other individual combinations are also possible on request.

Technical Drawings



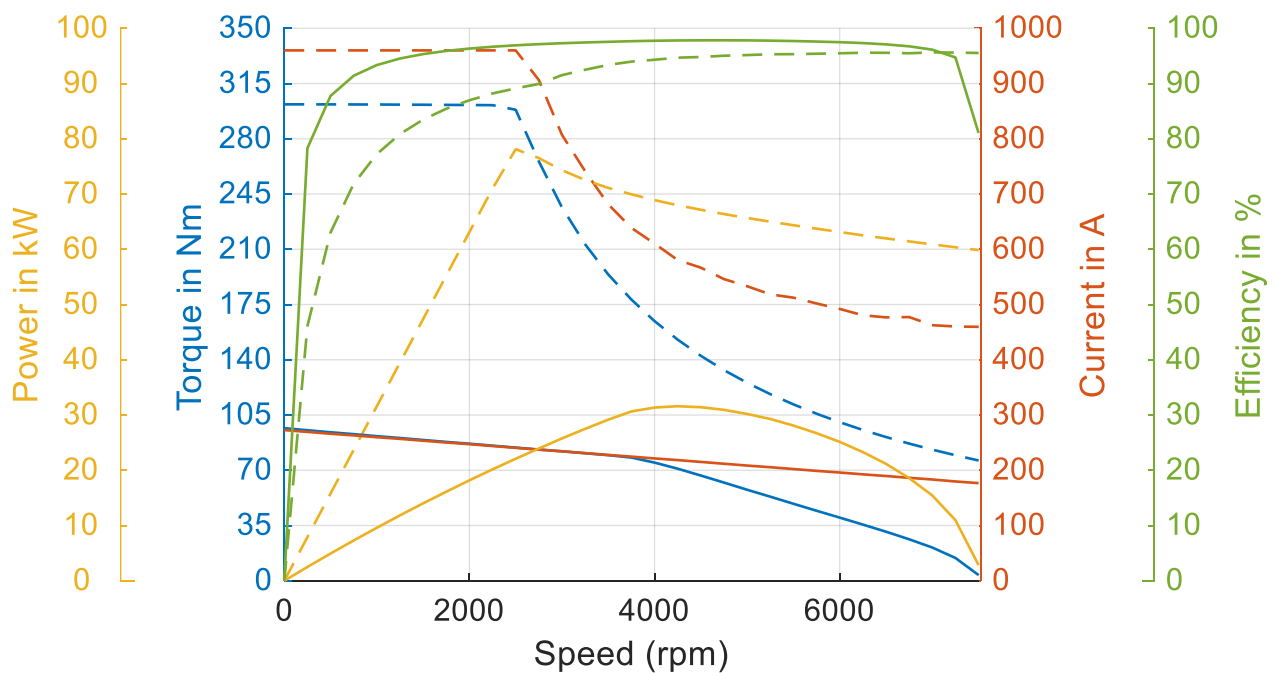
Data, including specifications, contained within this document are summary in nature and subject to change at any time without notice and are intended for general information only. Call for latest revision. All brand names and product names referenced are trademarks, registered trademarks, or trade names of their respective holders.



### Simulated Characteristic Motor Parameters

$$U_{nom} = 140 \text{ V}$$

solid lines: continuous; dashed lines: maximum;



Data, including specifications, contained within this document are summary in nature and subject to change at any time without notice and are intended for general information only. Call for latest revision. All brand names and product names referenced are trademarks, registered trademarks, or trade names of their respective holders.