


205A-08039-ABC

air-cooled motor / generator with up to 8 kW continuous power



KEY FEATURES

- permanent magnet synchronous machine
- air-cooled
- high peak power for motor applications
- convincing cost-benefit ratio
- recommended voltage range from 48V to 200V
- delivery with controller possible

Section	Page
Technical Data Machine	3
Technical Drawings Machine	4
Characteristics Machine 48V	5
Characteristics Machine 96V	6
Characteristics Machine 140V	7
Technical Data Inverter Set 48V	8
Technical Data Inverter Set 96V	9

Data, including specifications, contained within this document are summary in nature and subject to change at any time without notice and are intended for general information only. Call for latest revision. All brand names and product names referenced are trademarks, registered trademarks, or trade names of their respective holders.

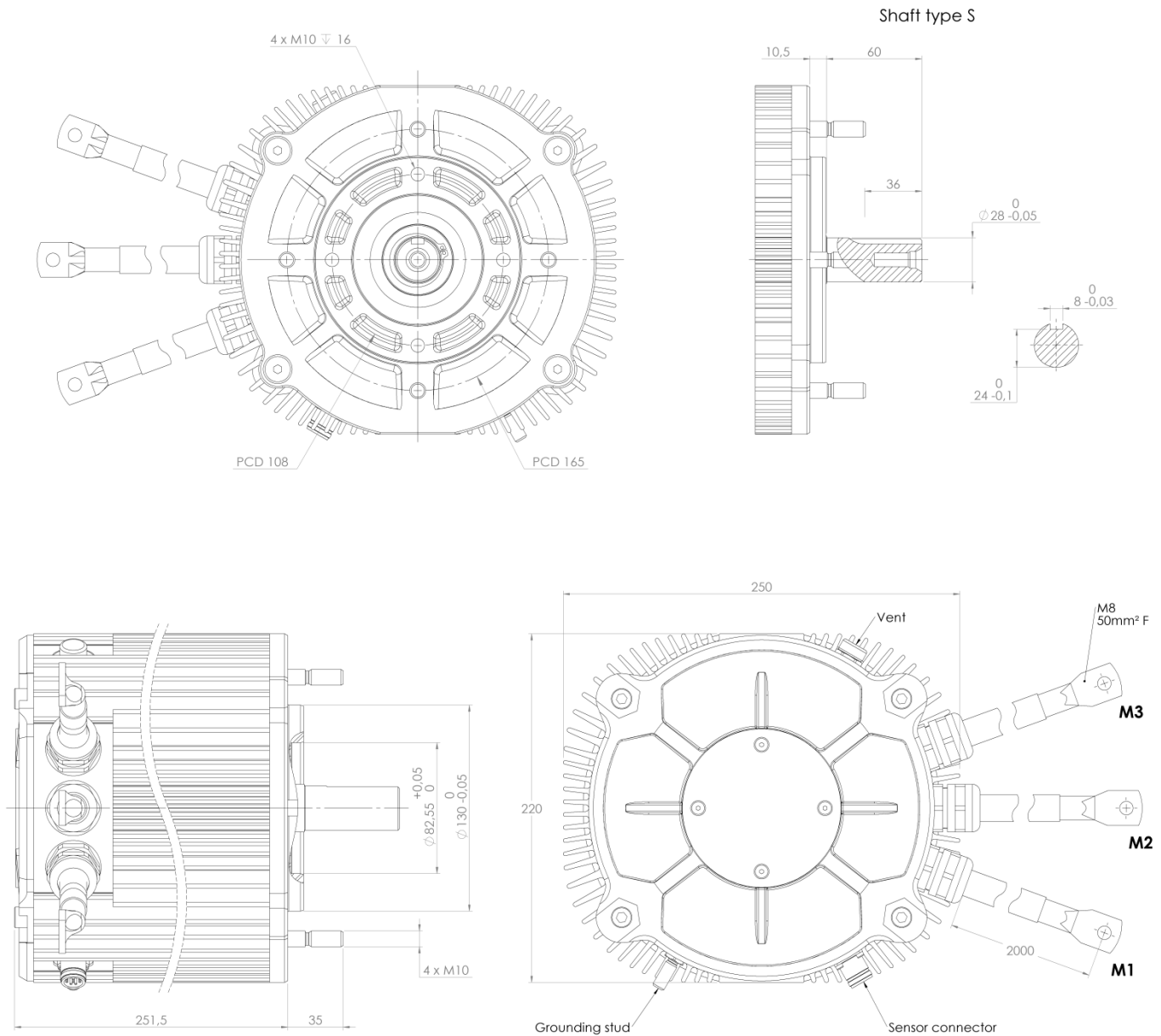
Nominal Operation (S1, cooling as specified below)					
Torque	T_{nom}	45	45	45	Nm
Power	P_{nom}	2.7	5.5	8.0	kW
Speed	n_{nom}	580	1170	1710	rpm
Phase rms-current	I_{nom}	64	64	64	A
Battery voltage (DC)	U_{nom}	48	96	140	V
Electric frequency	$f_{el,nom}$	39	78	114	Hz
Power factor	$\cos(\varphi)$	0.79	0.77	0.76	
Maximal Values (S2, 10s, cooling as specified below)					
Torque	T_{max}	190	190	190	Nm
Power	P_{max}	7.5	17	26	kW
Phase rms-current	I_{max}	321	321	321	A
Battery voltage (DC)	U_{max}				280 V
Speed	n_{max}				4460 rpm
Electric frequency	$f_{el,max}$				297 Hz
Electrical Data					
Number of phases					3
Number of pole pairs					4
Maximal efficiency					>96 %
T/I constant ($I < I_{nom}$)					0.70 Nm/A _{rms}
U/n constant (AC)	rms:	44.4	peak:	62.8	V/(1000rpm)
K_e constant (AC)	rms:	0.106	peak:	0.150	V/(rad*s ⁻¹)
Additional Data					
Weight (w/o cables)					28 kg
Rotor moment of inertia					0.015 kg*m ²
Protection category					IP65
Maximal motor temperature					120 °C
Allowed ambient temperature					-20 ... 45 ¹⁾ °C
Cooling (medium, flow rate, inlet temperature, pressure)					air, 5-7 m/s, ≤ 45°C
Temperature monitoring					1 x KTY84-130
Type approval					CE, EN 60034
Customs tariff number					8501 5230
Connectors					
Power terminals					3 x 50mm ² cables with M8 cable lugs
Weight power cables					3.3 kg
Length power cables					2 m
Signal connectors					M16, 10 Pin

¹⁾ other range on request

Data, including specifications, contained within this document are summary in nature and subject to change at any time without notice and are intended for general information only. Call for latest revision. All brand names and product names referenced are trademarks, registered trademarks, or trade names of their respective holders.

Available Type Variants

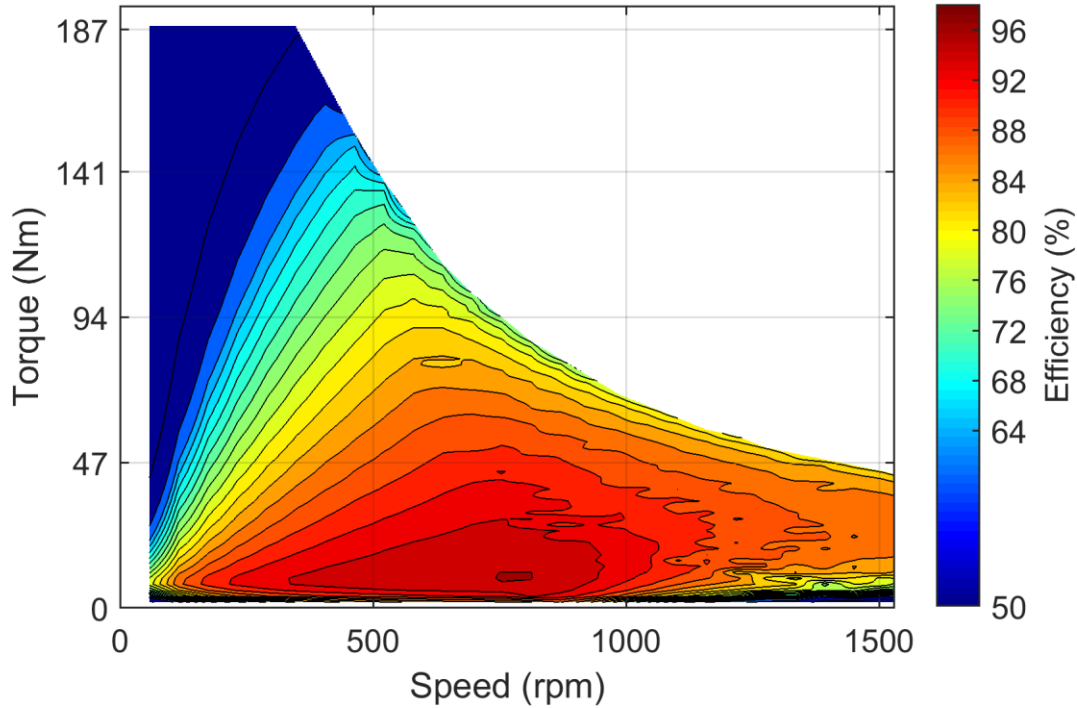
type number	A: flange	B: shaft	C: position sensor
205A-08039-	S: standard	S: cylindrical shaft with keyway	E: sin/cos encoder
			N: none



Data, including specifications, contained within this document are summary in nature and subject to change at any time without notice and are intended for general information only. Call for latest revision. All brand names and product names referenced are trademarks, registered trademarks, or trade names of their respective holders.

Simulated Efficiency of Motor Application

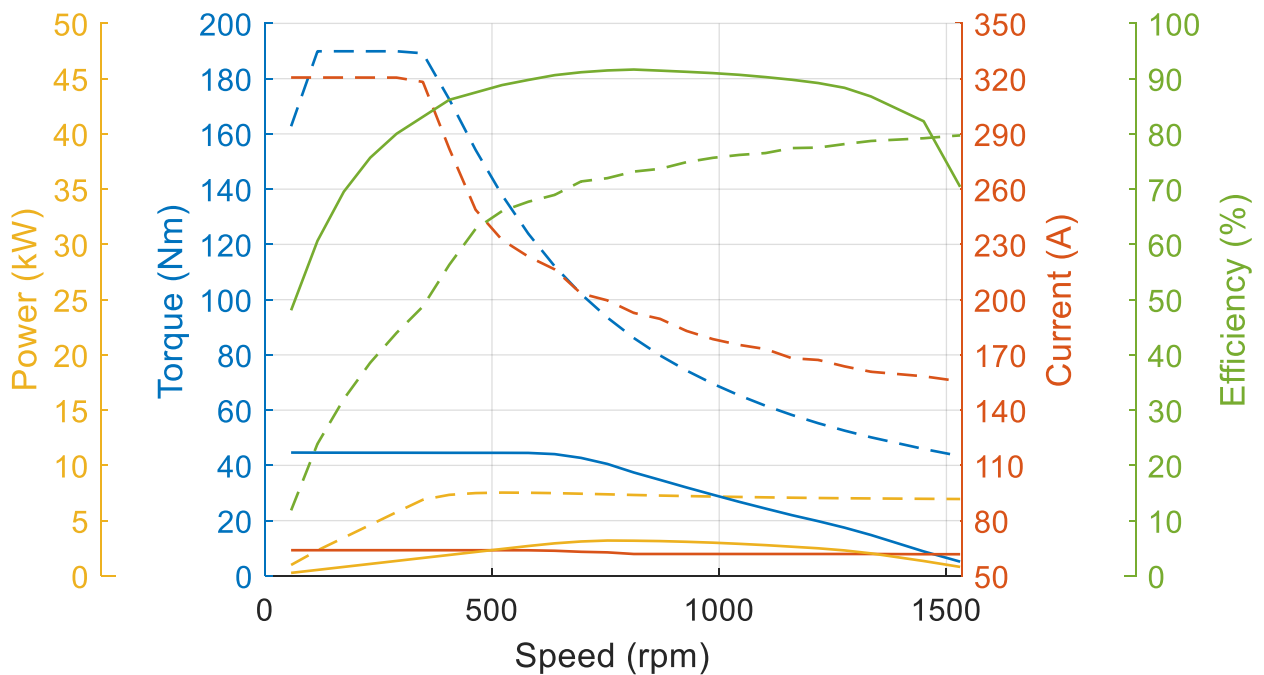
(electric machine only; $U_{nom} = 48\text{ V}$; machine at 100 °C ;)



Simulated Characteristic Motor Parameters

$U_{nom} = 48\text{ V}$

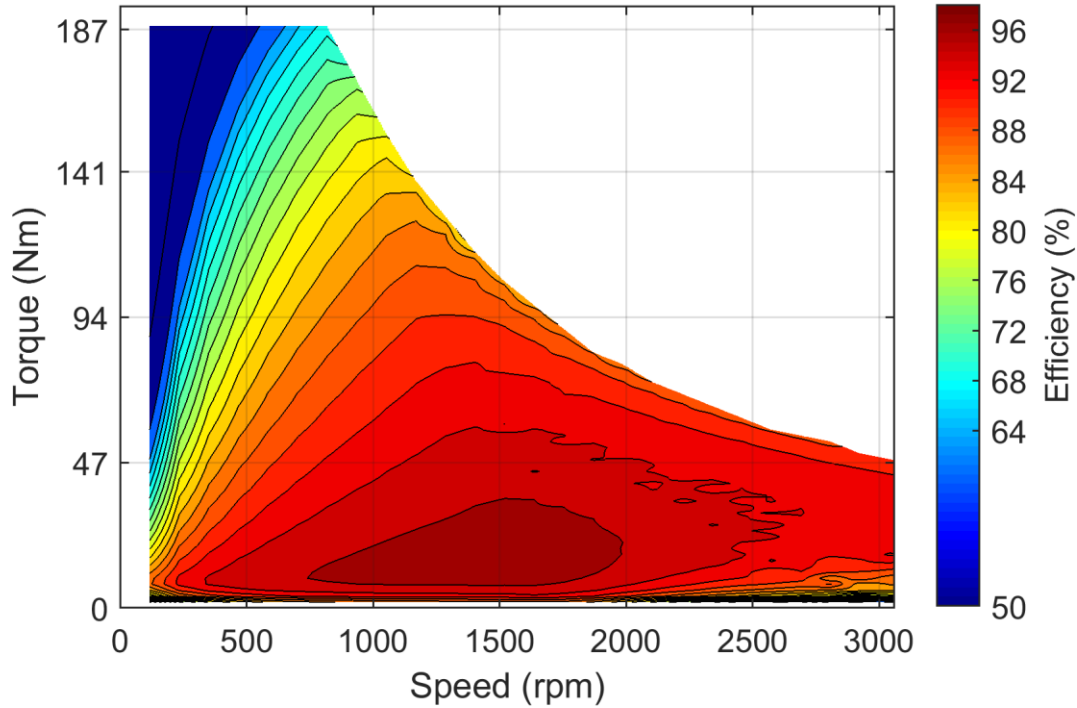
solid lines: continuous; dashed lines: maximum;
(jitter is caused by numerical inaccuracies in the simulation software)



Data, including specifications, contained within this document are summary in nature and subject to change at any time without notice and are intended for general information only. Call for latest revision. All brand names and product names referenced are trademarks, registered trademarks, or trade names of their respective holders.

Simulated Efficiency of Motor Application

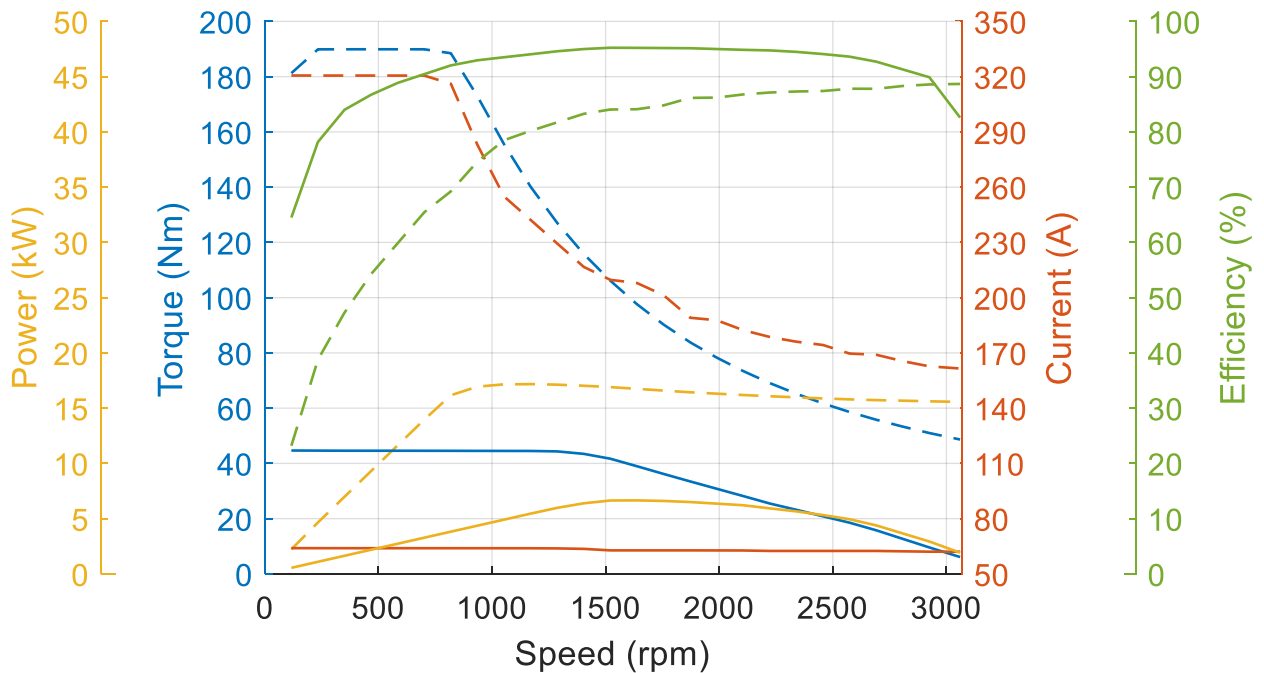
(electric machine only; $U_{nom} = 96\text{ V}$; machine at 100 °C ;)



Simulated Characteristic Motor Parameters

$U_{nom} = 96\text{ V}$

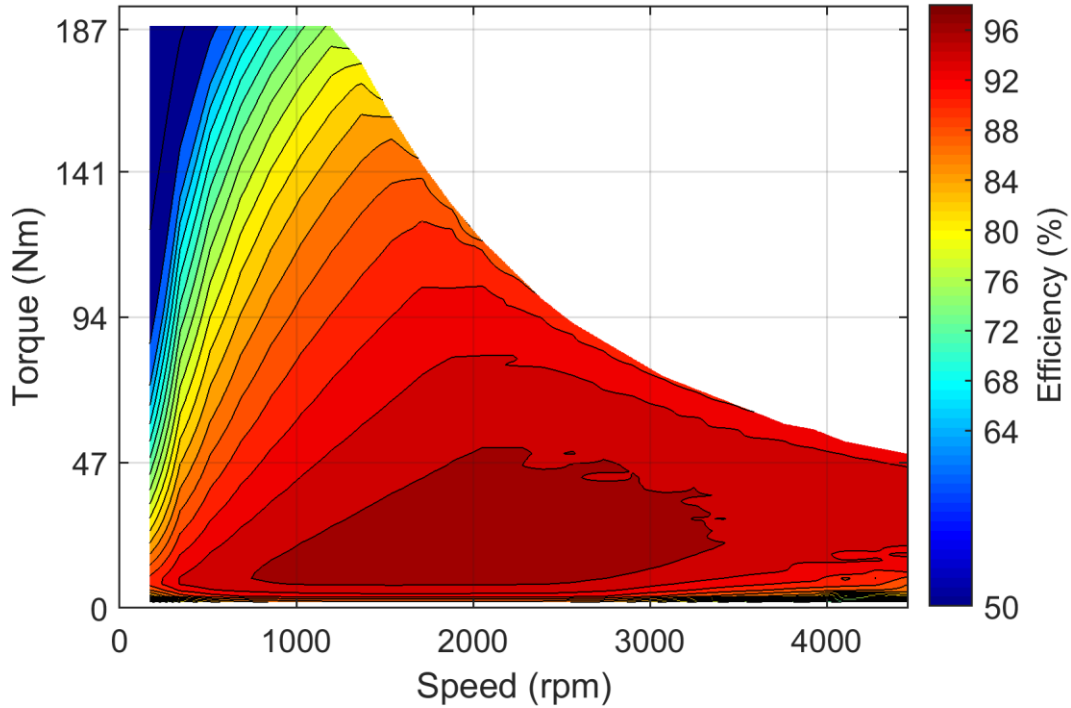
solid lines: continuous; dashed lines: maximum;
(jitter is caused by numerical inaccuracies in the simulation software)



Data, including specifications, contained within this document are summary in nature and subject to change at any time without notice and are intended for general information only. Call for latest revision. All brand names and product names referenced are trademarks, registered trademarks, or trade names of their respective holders.

Simulated Efficiency of Motor Application

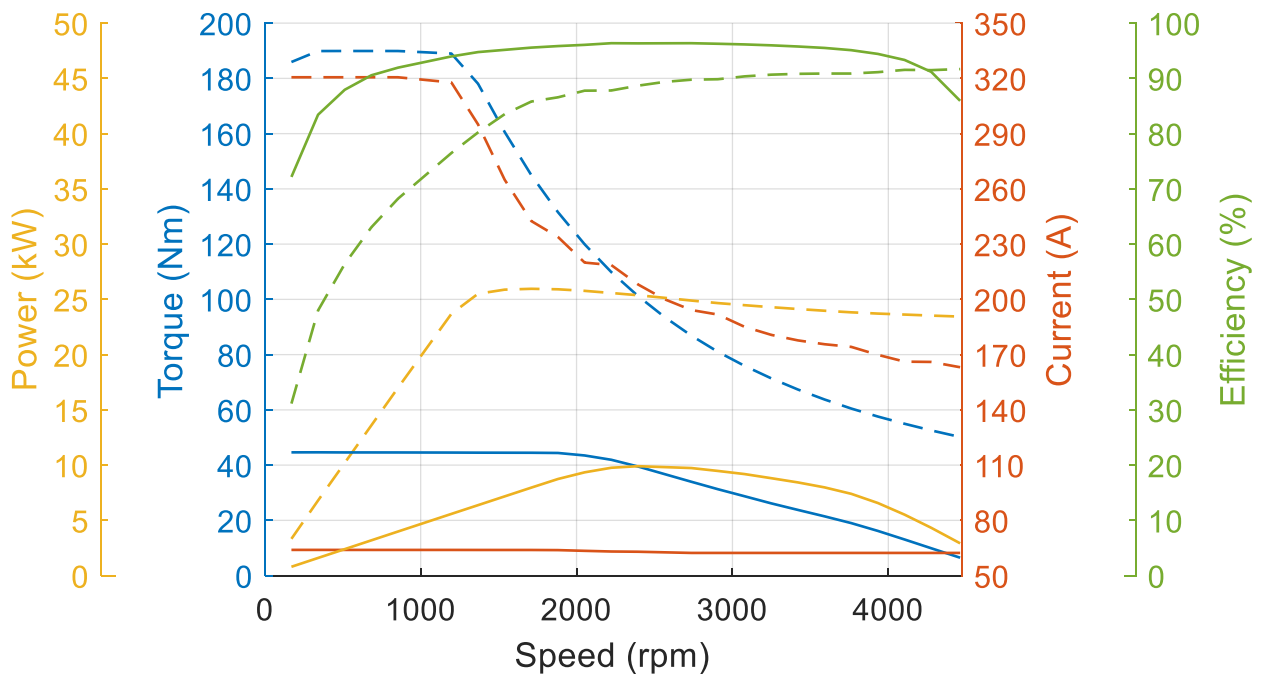
(electric machine only; $U_{nom} = 140\text{ V}$; machine at $100\text{ }^\circ\text{C}$;))



Simulated Characteristic Motor Parameters

$U_{nom} = 140\text{ V}$

solid lines: continuous; dashed lines: maximum;
(jitter is caused by numerical inaccuracies in the simulation software)

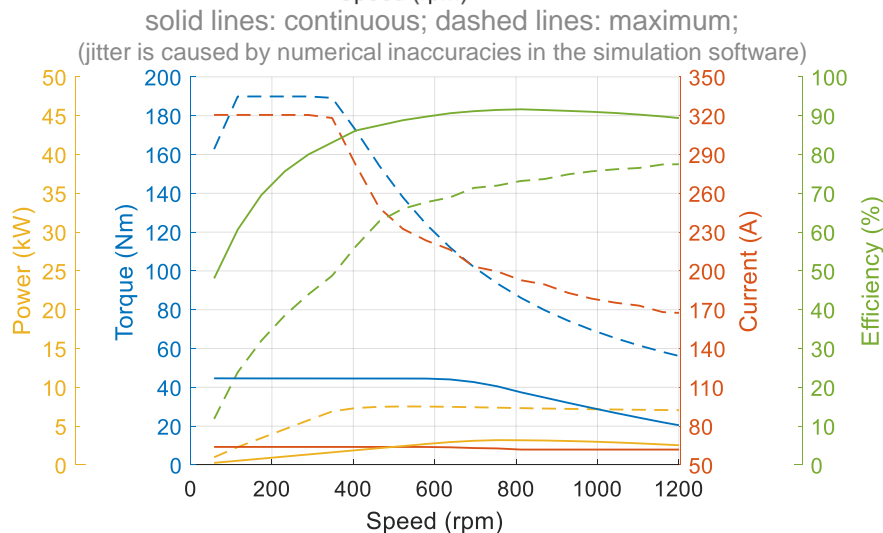
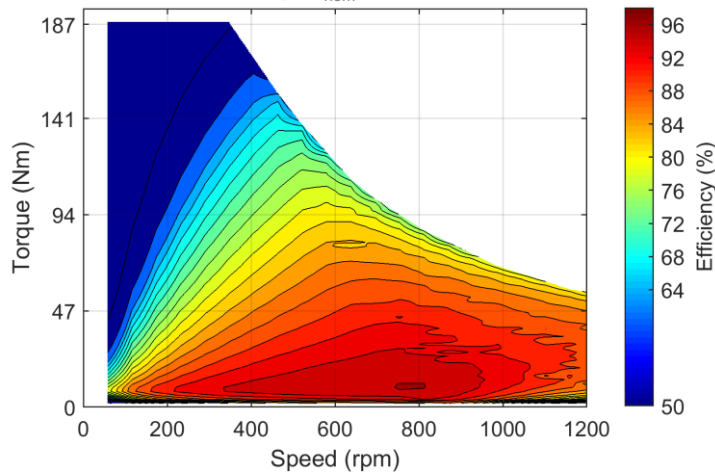


Data, including specifications, contained within this document are summary in nature and subject to change at any time without notice and are intended for general information only. Call for latest revision. All brand names and product names referenced are trademarks, registered trademarks, or trade names of their respective holders.

Nominal Operation Drive Set (S1)			
Torque	T_{nom}		45 Nm
Power	P_{nom}		2.7 kW
Speed	n_{nom}		580 rpm
Phase rms-current	I_{nom}		64 A
Battery voltage (DC)	U_{nom}		48 V
Electric frequency	$f_{el,nom}$		39 Hz
Power factor	$\cos(\varphi)$		0.79
Maximal Values Drive Set (S2, 1-10s)			
Torque	T_{max}		190 Nm
Power	P_{max}		7.5 kW
Phase rms-current	I_{max}		321 A
Battery voltage (DC)	U_{max}		48 V
Speed	n_{max}		1200 rpm
Electric frequency	$f_{el,max}$		80 Hz

Simulated Efficiency and Motor Characteristic of Motor Application

(electric machine only; $U_{nom} = 48\text{ V}$; machine at $100\text{ }^\circ\text{C}$;)

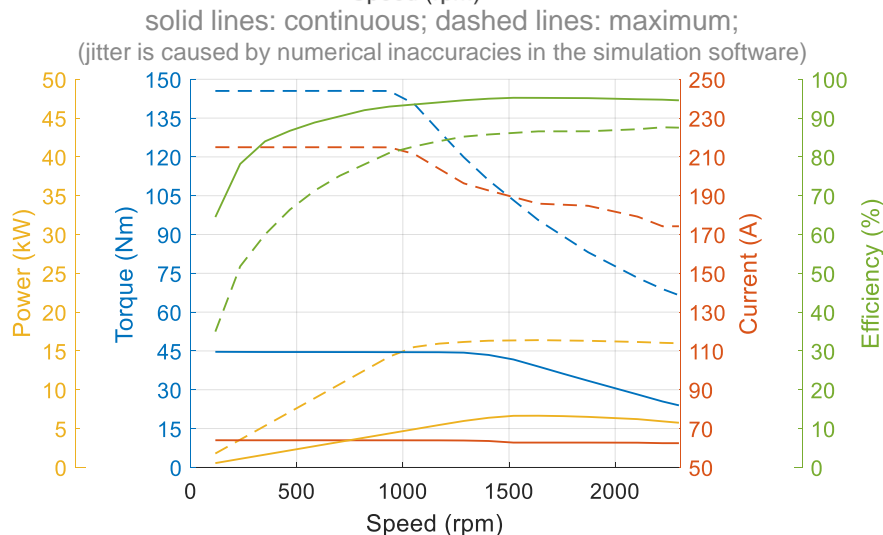
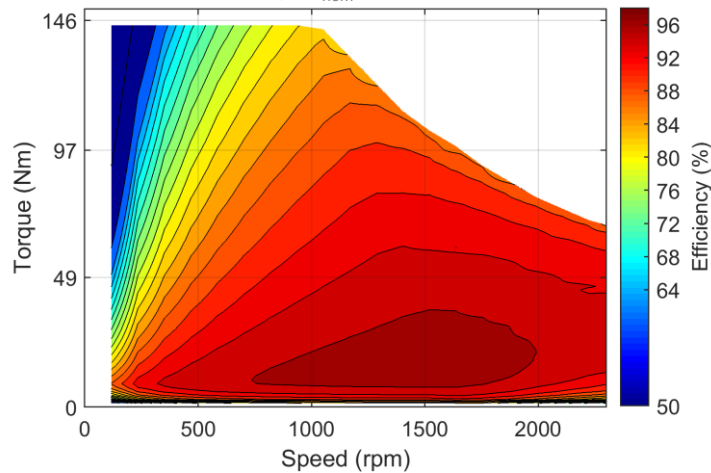


Data, including specifications, contained within this document are summary in nature and subject to change at any time without notice and are intended for general information only. Call for latest revision. All brand names and product names referenced are trademarks, registered trademarks, or trade names of their respective holders.

Nominal Operation Drive Set (S1)			
Torque	T_{nom}	45	Nm
Power	P_{nom}	5.5	kW
Speed	n_{nom}	1170	rpm
Phase rms-current	I_{nom}	64	A
Battery voltage (DC)	U_{nom}	96	V
Electric frequency	$f_{el,nom}$	78	Hz
Power factor	$\cos(\varphi)$	0.77	
Maximal Values Drive Set (S2, 1-10s)			
Torque	T_{max}	146	Nm
Power	P_{max}	16	kW
Phase rms-current	I_{max}	216	A
Battery voltage (DC)	U_{max}	96	V
Speed	n_{max}	2300	rpm
Electric frequency	$f_{el,max}$	153	Hz

Simulated Efficiency and Motor Characteristic of Motor Application

(electric machine only; $U_{nom} = 96\text{ V}$; machine at $100\text{ }^\circ\text{C}$;)



Data, including specifications, contained within this document are summary in nature and subject to change at any time without notice and are intended for general information only. Call for latest revision. All brand names and product names referenced are trademarks, registered trademarks, or trade names of their respective holders.