


260W-08058-ABC

water-cooled motor / generator with 32 kW continuous power



KEY FEATURES

- permanent magnet synchronous machine
- water-cooled
- high peak power for motor applications
- convincing cost-benefit ratio
- recommended voltage range from 48V to 200V
- delivery with controller possible
- Double shaft end with screw flange

Section	Page
Technical Data Machine	3
Technical Drawings Machine	4
Characteristics Machine	5
Technical Data Inverter Set	6

Data, including specifications, contained within this document are summary in nature and subject to change at any time without notice and are intended for general information only. Call for latest revision. All brand names and product names referenced are trademarks, registered trademarks, or trade names of their respective holders.

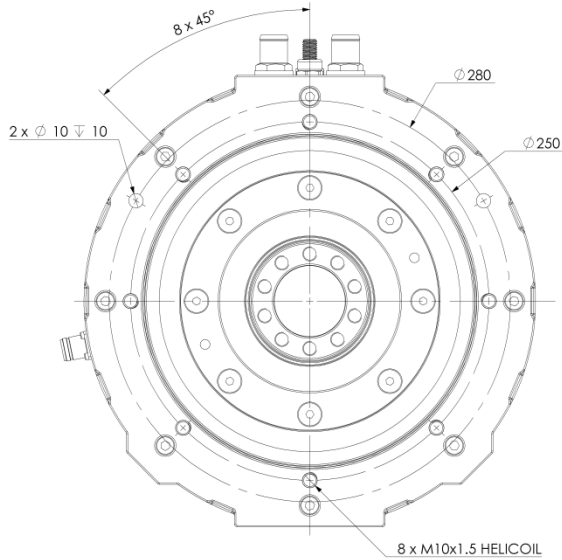
Nominal Operation (S1, cooling as specified below)				
Torque	T_{nom}		219	Nm
Power	P_{nom}		44	kW
Speed	n_{nom}		1940	rpm
Phase rms-current	I_{nom}		68	A
Battery voltage (DC)	U_{nom}		700	V
Electric frequency	$f_{el, nom}$		161	Hz
Power factor	$\cos(\varphi)$		0.75	
Maximal Values (S2, 10s, cooling as specified below)				
Torque	T_{max}		435	Nm
Power	P_{max}		84	kW
Phase rms-current	I_{max}		170	A
Battery voltage (DC)	U_{max}		750	V
Speed	n_{max}		3600	rpm
Electric frequency	$f_{el, max}$		300	Hz
Electrical Data				
Number of phases			3	
Number of pole pairs			5	
Maximal efficiency			>96	%
T/I constant ($I < I_{nom}$)			3.22	Nm/A _{rms}
U/n constant (AC)		rms: 194.8	peak: 275.5	V/(1000rpm)
K_e constant (AC)		rms: 0.372	peak: 0.526	V/(rad*s ⁻¹)
Additional Data				
Weight (w/o cables)			68	kg
Rotor moment of inertia			0.066	kg*m ²
Protection category			IP65 / IP69k	
Maximal motor temperature			140	°C
Allowed ambient temperature			-20 ... 45 ¹⁾	°C
Cooling (medium, flow rate, inlet temperature, pressure)			water/glycol 50/50,6 l/min, ≤ 45°C, ≤ 0.5 bar	
Temperature monitoring			1 x KTY84-130	
Type approval			CE, EN 60034	
Customs tariff number			8501 5230	
Connectors				
Power terminals			3 x M25 cable gland	
Signal connectors			M16, 10 Pin	
Cooling connectors			2 x ¾" / 19 mm	

¹⁾ other range on request

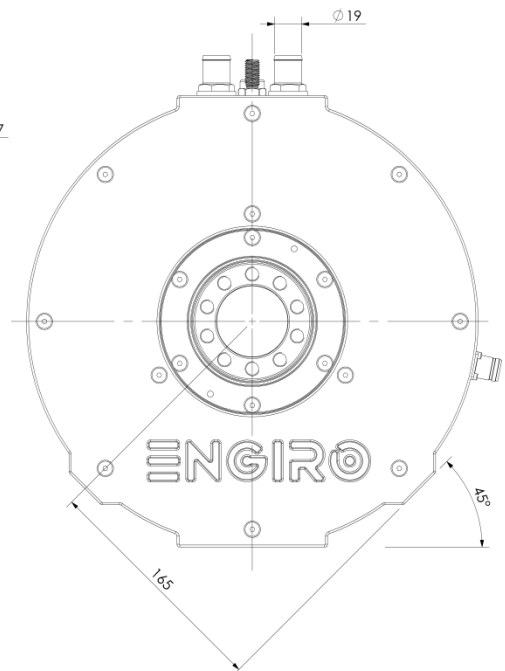
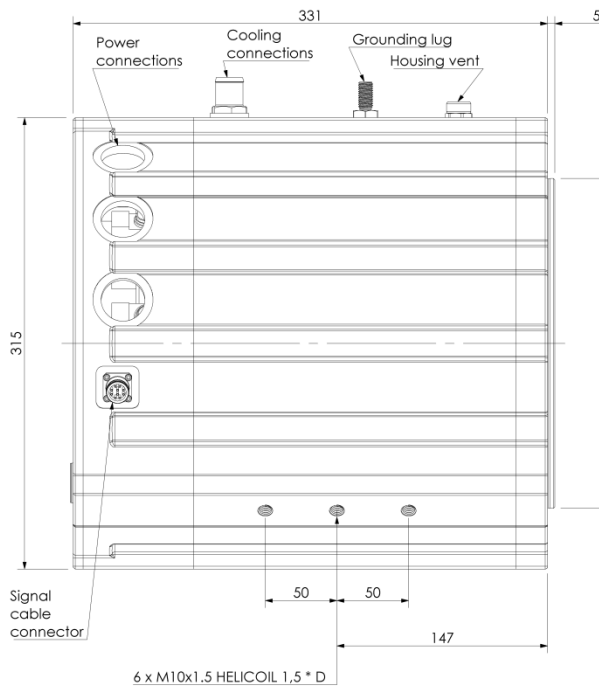
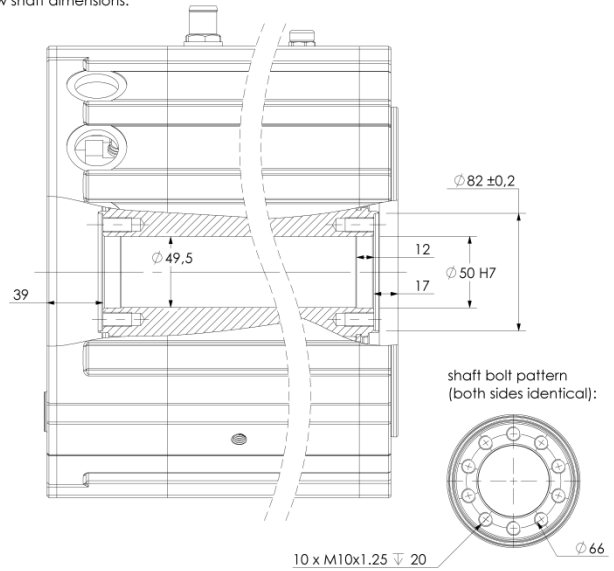
Data, including specifications, contained within this document are summary in nature and subject to change at any time without notice and are intended for general information only. Call for latest revision. All brand names and product names referenced are trademarks, registered trademarks, or trade names of their respective holders.

Available Type Variants

type number	A: flange	B: shaft	C: position sensor
260W-08058-	S: standard	F: hollow shaft with two screw flanges	R: resolver
			N: none



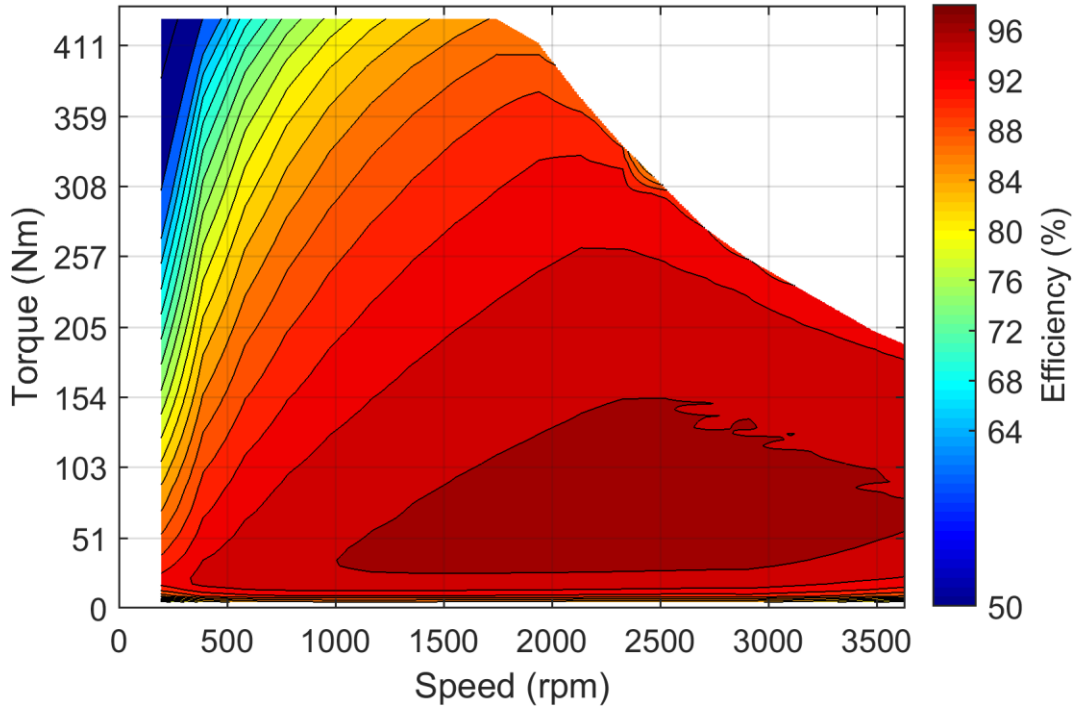
hollow shaft dimensions:



Data, including specifications, contained within this document are summary in nature and subject to change at any time without notice and are intended for general information only. Call for latest revision. All brand names and product names referenced are trademarks, registered trademarks, or trade names of their respective holders.

Simulated Efficiency of Motor Application

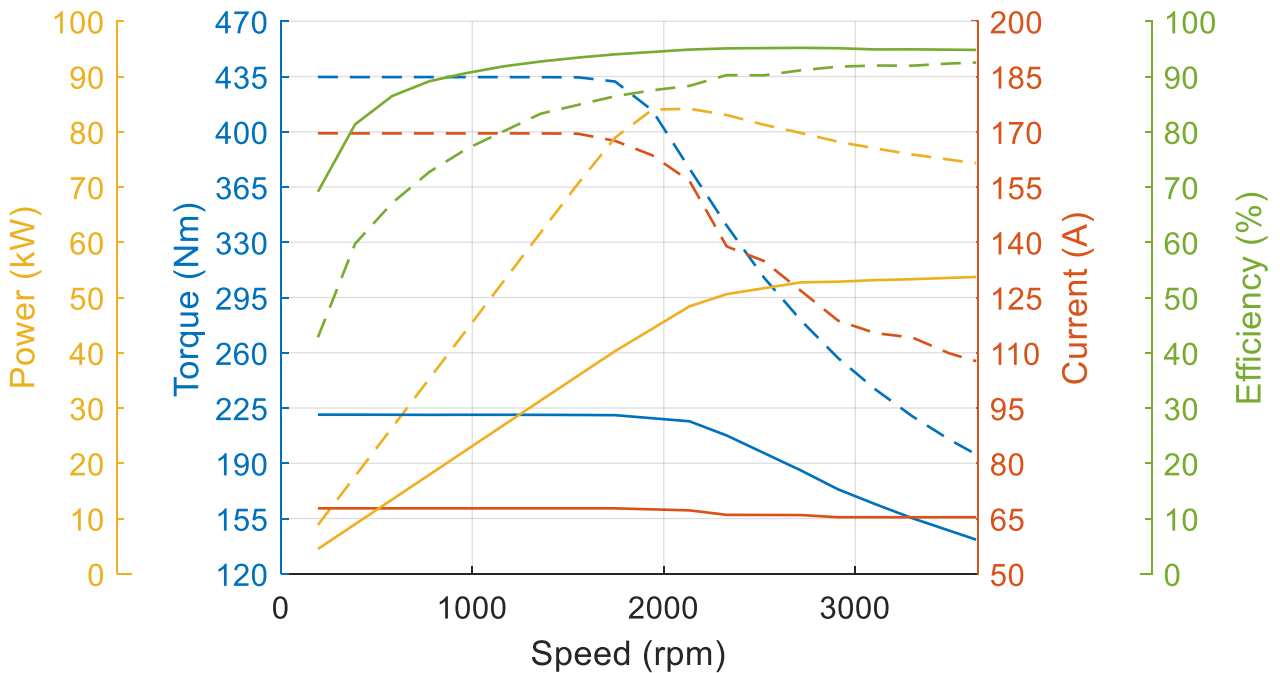
(electric machine only; $U_{nom} = 700\text{ V}$; machine at 100 °C ;)



Simulated Characteristic Motor Parameters

$U_{nom} = 700\text{ V}$

solid lines: continuous; dashed lines: maximum;
(jitter is caused by numerical inaccuracies in the simulation software)

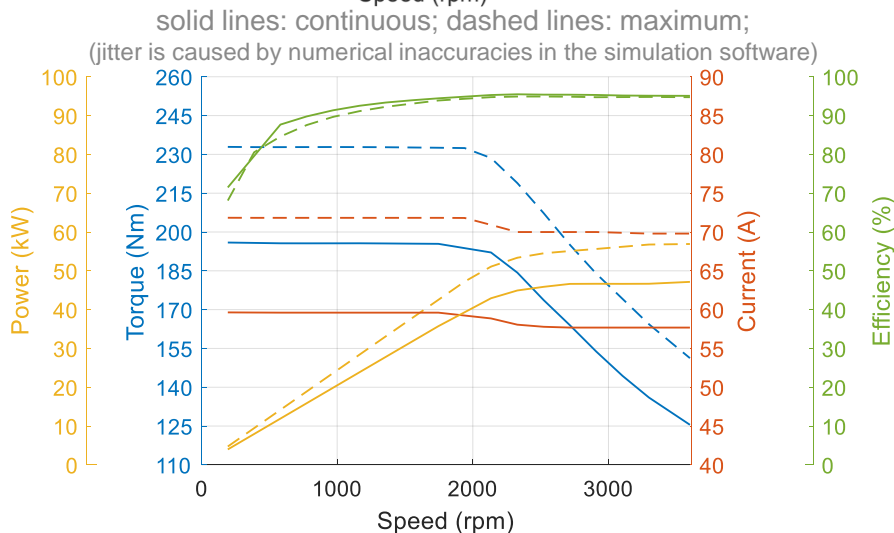
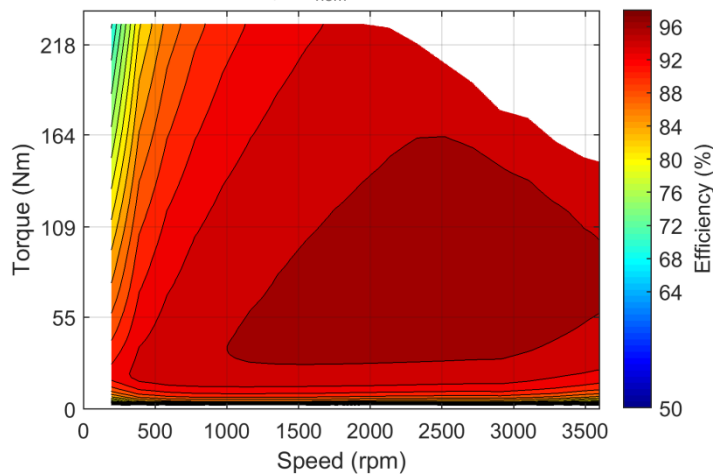


Data, including specifications, contained within this document are summary in nature and subject to change at any time without notice and are intended for general information only. Call for latest revision. All brand names and product names referenced are trademarks, registered trademarks, or trade names of their respective holders.

Nominal Operation Drive Set (S1)			
Torque	T_{nom}		194 Nm
Power	P_{nom}		39 kW
Speed	n_{nom}		1940 rpm
Phase rms-current	I_{nom}		60 A
Battery voltage	U_{nom}		700 V
Electric frequency	$f_{el,nom}$		161 Hz
Power factor	$\cos(\varphi)$		0.76
Maximal Values Drive Set (S2, 1-10s)			
Torque	T_{max}		435 Nm
Power	P_{max}		84 kW
Phase rms-current	I_{max}		170 A
Battery voltage	U_{max}		700 V
Speed	n_{max}		3600 rpm
Electric frequency	$f_{el,max}$		300 Hz

Simulated Efficiency and Motor Characteristic of Motor Application

(electric machine only; $U_{nom} = 700$ V; machine at 100 °C;)



Data, including specifications, contained within this document are summary in nature and subject to change at any time without notice and are intended for general information only. Call for latest revision. All brand names and product names referenced are trademarks, registered trademarks, or trade names of their respective holders.